

DMX 512 Decoder Series



CE RoHS

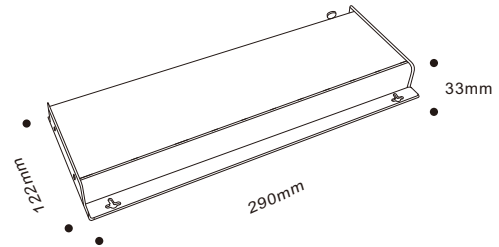
Specifications

Model:	DE8532		
Input Voltage:	DC12-24V	Max output Power:	1536W(12V)/3072W(24V)
Max current Load:	4A*32CH Max 128A	Frequency:	500Hz/5000Hz
Control channels:	32CH	Signal Input:	DMX512/1990
Protection Grade:	IP20	DMX512/PWM Socket:	RJ45/XLR/Screw terminal
Gross Weight:	920g	Work Temp.:	-30°C~70°C

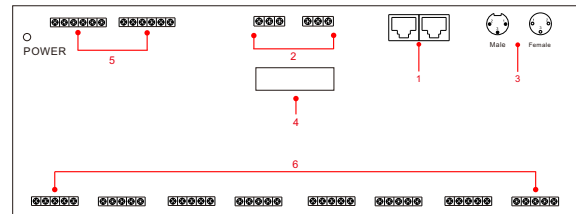
Basic Features

- Equipped with DMX standard XLR-3, RJ45 and green terminal interface, easy to operate. And it can control single color, bi-color, RGB LED lights.
- Output 32 channels, MAX 4A per channel. Total current is 128A.
- 16 bit (65536 level) / 8 bit (256 level) gray level optional.
- Automatic protection and recovery function for short circuit and overload.

Dimensions



Component Diagram

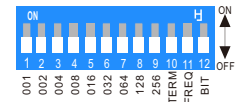


- 1.RJ45
- 2.Green Terminal (with amplifier function)
- 3.XLR-3 (or5-PIN option)
- 4.Address Dip Switch
- 5.Power Input Socket
- 6.LED Lamps Connection Socket

*1,2,3 DMX input and output

Product Operation

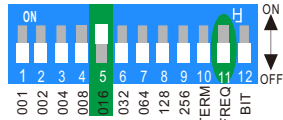
Self-testing Mode: put all Dip-Switch NO.1 to NO.9 OFF
full channels output 3 seconds
then each color gradient.



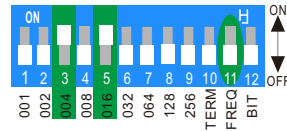
How to set DMX address via DIP switch:

DMX address value = the total value of (1-9) to get the place value when "on" position otherwise will be 0.

E.g. 1 : Set Initial Address to 16.

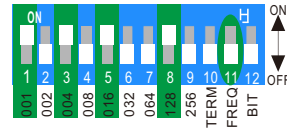


E.g. 2 : Set Initial Address to 20.



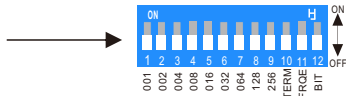
$004+016=20$

E.g. 3 : Set Initial Address to 149.



$001+004+016+128=149$

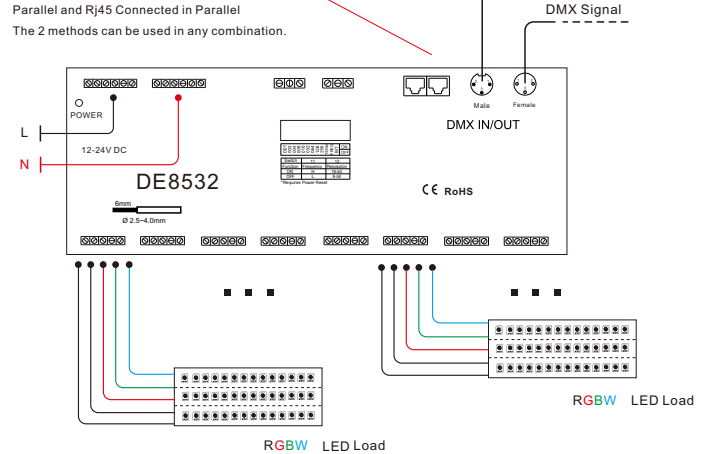
Dip-Switch NO. 10 is TERM for whole signal circle.
 Dip-Switch NO. 11 for Frequency option ON: 5000HZ(H) OFF: 500Hz(L)
 Dip-Switch NO. 12 for Bit option: ON: 16bit OFF: 8bit
 NO. 11 and NO. 12 change come into operation when Re-Power on.



Wiring Diagram



The decoder may XLR-3 Connected in Parallel and RJ45 Connected in Parallel
 The 2 methods can be used in any combination.



DC 12 ~ 24V input, supplying power to the decoder itself and the lamps and lanterns brought by the decoder

An amplifier is needed when more than 32 decoders are connected
 signal amplification should not be more than 4 times continuously
 DMX5000 output and DE8532's transmission lines can't be over 300 meters.

Suitable lamps and lanterns

